

Lesson 3 We use an iPod™ to listen to music.

Team work

Speaking

Writing

Listening

Presentation


1 Small group work. Read the columns and complete them.

listen to

write

play

2 Read and listen to the following conversations. 6



Teacher: OK, class, let's remember the uses of different devices. What about a computer?

Pedro: We use a computer to surf the web, to search for information, to send e-mails, and to play games, to listen to music, to download music, to chat, to do homework...

Teacher: All right! Who can tell me some uses of a pickaxe?

Ramon: We use a pickaxe to make holes in the ground, to tear something down, to loosen soil, and... I don't know.

Teacher: That's enough. So open your books and let's start working.



Teacher: OK, class, I have some questions for you. What do you enjoy doing on weekends?

Pedro: I love watching the technology channel. I like to learn about technology.

Lupita: I prefer reading history books. My mom says she enjoys reading about how things were invented or discovered.

Teacher: Yes, it's good to know about technology and how things were invented. In fact, today we're going to analyze how technology is everywhere you go.

Unit 1 My likes

Reading



Writing



Listening



- 3 Read the conversations again and circle the sentences that have *verb+to* and underline the sentences with *verb+ing*.

Grammar tip



- 4 Complete the missing information.

We use the **infinitive form** to express _____

Examples:

To practice English is necessary.
subject

We need to practice English.
verb

The essential idea is to understand.
object

We use the **gerund form** to express _____

Examples:

Practicing English is necessary.
subject

We enjoy speaking English.
verb

The sport I like is swimming.
object

Getting Techie



www.englishforeveryone.com

- 5 Listen to the list of verbs and repeat them. 7

Verbs followed by infinitive:

- * agree
- * ask
- * begin
- * choose
- * continue
- * decide
- * deserve

- * expect
- * fail
- * forget
- * get
- * hate
- * hesitate
- * hope

- * like
- * love
- * need
- * offer
- * plan
- * prefer
- * promise

- * refuse
- * remember
- * start
- * tend
- * try
- * wait
- * want

Verbs followed by gerunds:

- * admit
- * advise
- * allow
- * avoid
- * begin
- * complete
- * consider

- * continue
- * deny
- * discuss
- * dislike
- * enjoy
- * finish
- * forget

- * hate
- * involve
- * keep
- * love
- * like
- * mind

- * prefer
- * regret
- * resist
- * stop
- * suggest
- * tolerate
- * try

Outstanding 7

Pair work

Reading

Listening

Speaking

Practice

- 6 Work with a classmate and take turns saying some sentences using the pictures and the given words.

Learning to live together

Spend time doing your favorite activities on weekends. You will feel happy and relaxed!



Example:

My mom dislikes watching TV.

Begin

Finish

Prefer

Practice

Like

Love

Hate

Enjoy

Forget

- 7 Listen to the following sentences and write them in the correct space.

Infinitive

Gerund

8

- a. _____
b. _____
c. _____

- a. _____
b. _____
c. _____

Unit 1 My likes

Pair work

Speaking

Conversation

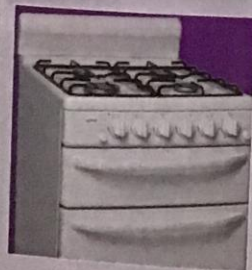


8 Work in pairs. Use the pictures below to practice questions and answers.



Example:

What do we use a tape recorder for?

We use it to record music or we use it for recording music.



Outstanding 7

Team work

Speaking

Writing

Conversation

9 Work in small groups and complete the ideas below. Be creative!

Example:

A clothes hanger may be used...
to improve the TV signal.

a. A hairbrush may be used....

b. An empty bottle may be used...

c. A fork may be used...

d. Rocks may be used...

e. Empty cereal boxes may be used...

f. English may be used...

g. Magazines may be used...

Team

Conversation

10 Use the

a. e

b. f

c.

d.

e.

f.

g.

h.

i.



Let's
com
Prep
use
Che
hav